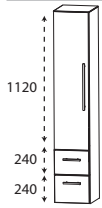
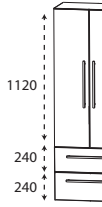
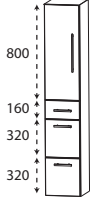
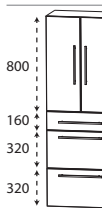
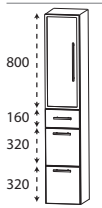
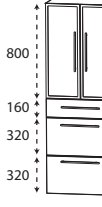


Program 021 - model list

The numbers represent POINTS not prices

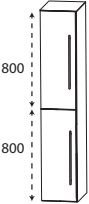
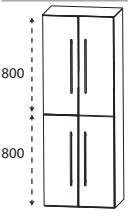
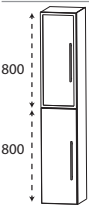
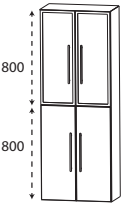
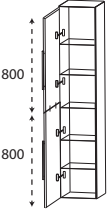
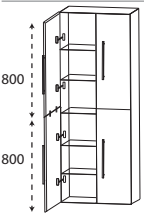
Depth indication corresponds to the carcass depth		Depth in mm	Width in mm	Height in mm	Article number	Hinge	Surcharge high-gloss carcass
Tall units top cover has to be ordered separately							
	Tall unit 1 door 4 glass shelves 2 metal pull-outs with buffered closing 260 mm deep	300	300	1600	H N A 0 8 3 0	4 L/R	
	Variable in width: please quote the exact dimension of carcass depth. from 340 mm depth drawers 300 mm deep from 390 mm depth drawers 350 mm deep	301-470	300	1600	H V A 0 8 3 0	4 L/R	
	Tall unit 2 doors 4 glass shelves 2 metal pull-outs with buffered closing 260 mm deep	300	600	1600	H N A 0 8 6 0	4	
	Variable in width: please quote the exact dimension of carcass depth. from 340 mm depth drawers 300 mm deep from 390 mm depth drawers 350 mm deep	301-470	600	1600	H V A 0 8 6 0	4	
	Tall unit 1 door 2 glass shelves (top) 1 drawer with buffered closing 260 mm deep 2 metal pull-outs with buffered closing 260 mm deep	300	300	1600	H N A 0 9 3 0	L/R	
	Variable in width: please quote the exact dimension of carcass depth. from 340 mm depth drawers 300 mm deep from 390 mm depth drawers 350 mm deep	301-470	300	1600	H V A 0 9 3 0	L/R	
	Tall unit 2 doors 2 glass shelves (top) 1 drawer with buffered closing 260 mm deep 2 metal pull-outs with buffered closing 260 mm deep	300	600	1600	H N A 0 9 6 0		
	Variable in width: please quote the exact dimension of carcass depth. from 340 mm depth drawers 300 mm deep from 390 mm depth drawers 350 mm deep	301-470	600	1600	H V A 0 9 6 0		
	Tall unit 1 aluminium framed door with satined glass 2 glass shelves (top) 1 drawer with buffered closing 260 mm deep 2 metal pull-outs with buffered closing 260 mm deep	300	300	1600	H N A 0 9 3 1	5 M L/R	
	Aluminium framed door can not be combined with handles 321, 324, 329, 338 and 339						
	Tall unit 2 aluminium framed doors with satined glass 2 glass shelves (top) 1 drawer with buffered closing 260 mm deep 2 metal pull-outs with buffered closing 260 mm deep	300	600	1600	H N A 0 9 6 1	5 M	
	Aluminium framed door can not be combined with handles 321, 324, 329, 338 and 339						

Please observe suitable accessories in the separate index.

Program 021 - model list

Depth indication corresponds to the carcass depth

Tall units
top cover has to be ordered separately

		Depth in mm	Width in mm	Height in mm	Article number	Hinge	Surcharge high-gloss carcass
	Tall unit 2 doors 2 glass shelves (top) 2 adjustable shelves (bottom)	300	300	1600	H N A 0 3 3 0	L/R	
		300	400	1600	H N A 0 3 4 0	L/R	
	Variable in width: please quote the exact dimension of carcass depth.	150-299	300	1600	H V A 0 3 3 0	L/R	
		301-470	300	1600	H V A 0 3 3 0	T L/R	
		150-299	400	1600	H V A 0 3 4 0	L/R	
	301-470	400	1600	H V A 0 3 4 0	T L/R		
	Tall unit 4 doors 2 glass shelves (top) 2 adjustable shelves (bottom)	300	600	1600	H N A 0 3 6 0		
	Variable in width: please quote the exact dimension of carcass depth.	150-299	600	1600	H V A 0 3 6 0		
	301-470	600	1600	H V A 0 3 6 0	T		
	Tall unit 1 aluminium framed door with satined glass 1 door 2 glass shelves (top) 2 adjustable shelves (bottom)	300	300	1600	H N A 0 3 3 1	5 L/R	
	Aluminium framed door can not be combined with handles 321, 324, 329, 338 and 339						
	Tall unit 2 aluminium framed doors with satined glass 2 doors 2 glass shelves (top) 2 adjustable shelves (bottom)	300	600	1600	H N A 0 3 6 1	5	
	Aluminium framed door can not be combined with handles 321, 324, 329, 338 and 339						
	Tall unit for brooms 2 strapped doors 5 glass shelves	300	300	1600	H N A 0 3 3 0 1 1	L/R	
		300	400	1600	H N A 0 3 4 0 1 1	L/R	
	Variable in width: please quote the exact dimension of carcass depth.	301-470	300	1600	H V A 0 3 3 0 1 1	L/R	
		301-470	400	1600	H V A 0 3 4 0 1 1	L/R	
	Tall unit for brooms 2 strapped doors left 2 strapped doors right 5 continuously glass shelves	300	600	1600	H N A 0 3 6 0 1 1		
	Variable in width: please quote the exact dimension of carcass depth.	301-470	600	1600	H V A 0 3 6 0 1 1		

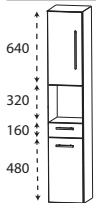
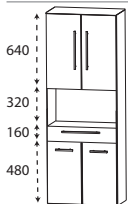
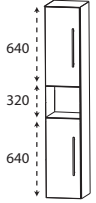
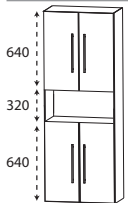
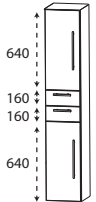
Please observe suitable accessories in the separate index.

Program 021 - model list

Depth indication corresponds to the carcass depth

Tall units

top cover has to be ordered separately

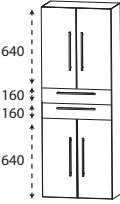
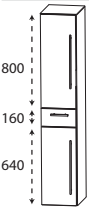
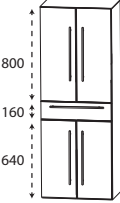
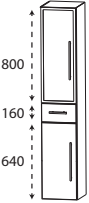

	Depth in mm	Width in mm	Height in mm	Article number	Hinge	Surcharge high-gloss carcass
 <p>640 320 160 480</p>	300	300	1600	HNA023001	L/R	
	300	400	1600	HNA024001	L/R	
	301-470	300	1600	HVA023001	L/R	
	301-470	400	1600	HVA024001	L/R	
 <p>640 320 160 480</p>	300	600	1600	HNA026001		
	301-470	600	1600	HVA026001		
 <p>640 320 640</p>	300	300	1600	HNA023002	L/R	
	300	400	1600	HNA024002	L/R	
	150-299	300	1600	HVA023002	L/R	
	301-470	300	1600	HVA0230T2	L/R	
	150-299	400	1600	HVA024002	L/R	
	301-470	400	1600	HVA0240T2	L/R	
 <p>640 320 640</p>	300	600	1600	HNA026002		
	150-299	600	1600	HVA026002		
	301-470	600	1600	HVA0260T2		
 <p>640 160 160 640</p>	300	300	1600	HNA043001	L/R	
	300	400	1600	HNA044001	L/R	
	301-470	300	1600	HVA043001	L/R	
	301-470	400	1600	HVA044001	L/R	

Please observe suitable accessories in the separate index.

Program 021 - model list

Depth indication corresponds to the carcass depth

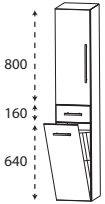
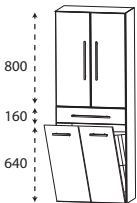
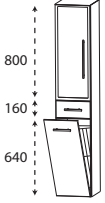
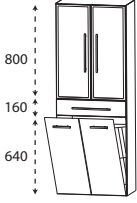
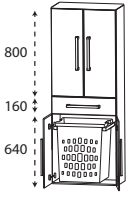
Tall units
top cover has to be ordered separately

	Depth in mm	Width in mm	Height in mm	Article number	Hinge	Surcharge high-gloss carcass
 <p>Tall unit 2 doors 1 glass shelf (top) 2 metal pull-outs with buffered closing, 260 mm deep 2 doors 1 glass shelf</p> <p>Variable in width: please quote the exact dimension of carcass depth. from 340 mm depth drawers 300 mm deep from 390 mm depth drawers 350 mm deep</p>	300	600	1600	HNA046001		
	301-470	600	1600	HVA046001		
 <p>Tall unit 1 door 2 glass shelves (top) 1 drawer with buffered closing 260 mm deep 1 door 1 glass shelf</p> <p>Variable in width: please quote the exact dimension of carcass depth. from 340 mm depth drawers 300 mm deep from 390 mm depth drawers 350 mm deep</p>	300	300	1600	HNA0530	L/R	
	300	400	1600	HNA0540	L/R	
	301-470	300	1600	HVA0530	L/R	
	301-470	400	1600	HVA0540	L/R	
 <p>Tall unit 2 doors 2 glass shelves (top) 1 drawer with buffered closing 260 mm deep 2 doors 1 glass shelf</p> <p>Variable in width: please quote the exact dimension of carcass depth. from 340 mm depth drawers 300 mm deep from 390 mm depth drawers 350 mm deep</p>	300	600	1600	HNA0560		
	301-470	600	1600	HVA0560		
 <p>Tall unit 1 aluminium framed door with satined glass 2 glass shelves (top) 1 drawer with buffered closing 260 mm deep 1 door 1 glass shelf</p> <p>Aluminium framed door can not be combined with handles 321, 324, 329, 338 and 339</p>	300	300	1600	HNA0531	L/R	
 <p>Tall unit 2 aluminium framed doors with satined glass 2 glass shelves (top) 1 drawer with buffered closing 260 mm deep 2 doors 1 glass shelf</p> <p>Aluminium framed door can not be combined with handles 321, 324, 329, 338 and 339</p>	300	600	1600	HNA0561		

Please observe suitable accessories in the separate index.

Program 021 - model list

The numbers represent POINTS not prices

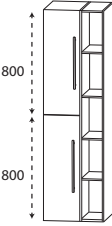
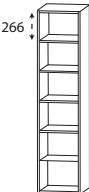
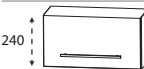
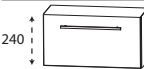
Depth indication corresponds to the carcass depth	Depth in mm	Width in mm	Height in mm	Article number	Hinge	Surcharge high-gloss carcass
<p>Tall units top cover has to be ordered separately</p>						
 <p>Tall unit with laundry basket 1 door 2 glass shelves 1 drawer with buffered closing 260 mm deep 1 laundry basket with wire basket</p> <p>Volume of laundry basket: 25 liters Volume of laundry basket: 35 liters</p> <p>Variable in width: please note the exact dimension of carcass depth. from 340 mm depth drawers 300 mm deep from 390 mm depth drawers 350 mm deep The laundry basket remains unchanged</p>	<p>300 300</p> <p>300-470 301-470</p>	<p>300 400</p> <p>300 400</p>	<p>1600 1600</p> <p>1600 1600</p>	<p>HNA0530 HNA0540</p> <p>HVA0530 HVA0540</p>	<p>W L/R W L/R</p> <p>W L/R W L/R</p>	
 <p>Tall unit with laundry basket 2 doors 2 glass shelves 1 drawer with buffered closing 260 mm deep 1 laundry basket with wire basket</p> <p>Volume of laundry basket: 55 liters</p> <p>Variable in width: please note the exact dimension of carcass depth. from 340 mm depth drawers 300 mm deep from 390 mm depth drawers 350 mm deep The laundry basket remains unchanged</p>	<p>300</p> <p>301-470</p>	<p>600</p> <p>600</p>	<p>1600</p> <p>1600</p>	<p>HNA0560</p> <p>HVA0560</p>	<p>W</p> <p>W</p>	
 <p>Tall unit with laundry basket 1 aluminium framed door with satined glass 2 glass shelves 1 drawer with buffered closing 260 mm deep 1 laundry basket with wire basket</p> <p>Volume of laundry basket: 25 liters</p> <p>Aluminium framed door can not be combined with handles 321, 324, 329, 338 and 339</p>	<p>300</p>	<p>300</p>	<p>1600</p>	<p>HNA0531</p>	<p>W L/R</p>	
 <p>Tall unit with laundry basket 2 aluminium framed doors with satined glass 2 glass shelves 1 drawer with buffered closing 260 mm deep 1 laundry basket with wire basket</p> <p>Volume of laundry basket: 55 liters</p> <p>Aluminium framed door can not be combined with handles 321, 324, 329, 338 and 339</p>	<p>300</p>	<p>600</p>	<p>1600</p>	<p>HNA0561</p>	<p>W</p>	
 <p>Tall unit with laundry pull out 2 doors 2 glass shelves (top) 1 drawer with buffered closing 2 doors 1 laundry pull out with wire basket Volume of laundry pull out: 40 liters</p>	<p>300</p>	<p>600</p>	<p>1600</p>	<p>HNA05601W</p>		

Please observe suitable accessories in the separate index.

Program 021 - model list

Depth indication corresponds to the carcass depth

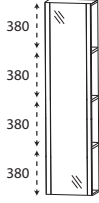
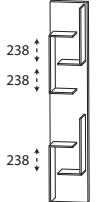
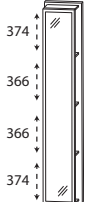
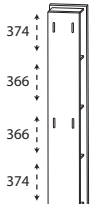
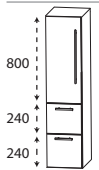
Tall units top cover has to be ordered separately

	Depth in mm	Width in mm	Height in mm	Article number	Hinge	Surcharge high-gloss carcass
 <p>800 800</p> <p>Ill. = left</p> <p>Tall unit 1 open shelf unit in carcass colour 2 fixed wooden shelves 2 wooden shelves 2 doors 4 glass shelves</p>	300	500	1600	R H N 0 3 5 0 0 1	L/R	
 <p>266</p> <p>Shelf variable dimensions 5 fixed wooden shelves</p>	150-300 301-470	150-600 150-600	1600 1600	R V 1 0 1 V 0 1 R V 1 0 1 V T 1		
<h2>Tall units-additional elements only combined with 1 wall- or base unit</h2>						
 <p>240</p> <p>Wall unit 1 flap door, additional cabinet above the tall unit</p> <p>By using as additional element please order mounting accessories with art.-no. 504 6820 18 as well (foc)</p>	300 300 300	300 400 600	240 240 240	O N A 2 1 3 0 K O N A 2 1 4 0 K O N A 2 1 6 0 K		
 <p>240</p> <p>Base unit 1 drawer with buffered closing additional cabinet below the tall unit</p> <p>By using as additional element please order mounting accessories with art.-no. 504 6820 18 as well (foc)</p>	300 300 300	300 400 600	240 240 240	U N A 1 1 3 0 2 U N A 1 1 4 0 2 U N A 1 1 6 0 2		

Please observe suitable accessories in the separate index.

Program 021 - model list

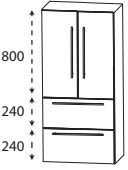
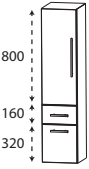
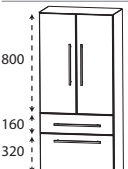
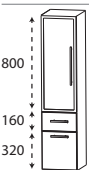
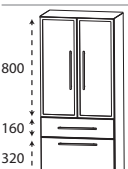
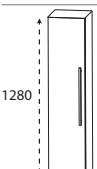
Depth indication corresponds to the carcass depth

	Depth in mm	Width in mm	Height in mm	Article number	Hinge	Surcharge high-gloss carcass
Tall unit-shelf						
 <p>III. = left</p>	150	400	1600	H O G 1 0 4 0 0 1	L/R	
	150	300	1600	R G 1 0 3 0 0 1		
	150	300	1600	R G 1 0 3 0 0 2		
	150	300	1600	R G 1 0 3 0 0 3		
Central units						
top cover has to be ordered separately						
			1280	M N A 8 7 3 0	4 L/R	
			1280	M N A 8 7 4 0	4 L/R	
	301-470	300	1280	M V A 8 7 3 0	4 L/R	
	301-470	400	1280	M V A 8 7 4 0	4 L/R	

Please observe suitable accessories in the separate index.

Program 021 - model list

The numbers represent POINTS not prices

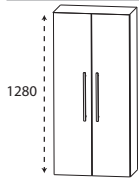
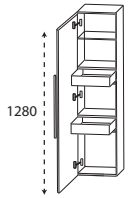
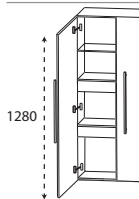
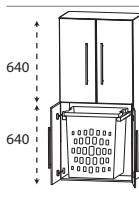
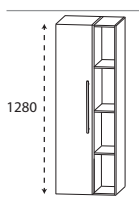
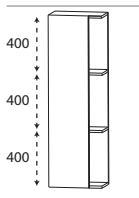
Depth indication corresponds to the carcass depth		Depth in mm	Width in mm	Height in mm	Article number	Hinge	Surcharge high-gloss carcass
Central units top cover has to be ordered separately							
	medium-high unit 2 doors 2 glass shelves (top) 2 metal pull-outs with buffered closing 260 mm deep	300	600	1280	M N A 8 7 6 0 4		
	Variable in width: please quote the exact dimension of carcass depth. from 340 mm depth drawers 300 mm deep from 390 mm depth drawers 350 mm deep	301-470	600	1280	M V A 8 7 6 0 4		
	medium-high unit 1 door 2 glass shelves (top) 1 drawer with buffered closing 260 mm deep 1 metal pull-out with buffered closing, 260 mm deep	300	300	1280	M N A 8 8 3 0	L/R	
		300	400	1280	M N A 8 8 4 0	L/R	
	Variable in width: please quote the exact dimension of carcass depth. from 340 mm depth drawers 300 mm deep from 390 mm depth drawers 350 mm deep	301-470	300	1280	M V A 8 8 3 0	L/R	
		301-470	400	1280	M V A 8 8 4 0	L/R	
	medium-high unit 2 doors 2 glass shelves (top) 1 drawer with buffered closing 260 mm deep 1 metal pull-out with buffered closing, 260 mm deep	300	600	1280	M N A 8 8 6 0		
	Variable in width: please quote the exact dimension of carcass depth. from 340 mm depth drawers 300 mm deep from 390 mm depth drawers 350 mm deep	301-470	600	1280	M V A 8 8 6 0		
	medium-high unit 1 aluminium framed door with satined glass 2 glass shelves (top) 1 metal pull-out with buffered closing, 260 mm deep 1 drawer with buffered closing 260 mm deep	300	300	1280	M N A 8 8 3 1 5 M	L/R	
	Aluminium framed door can not be combined with handles 321, 324, 329, 338 and 339						
	medium-high unit 2 aluminium framed doors with satined glass 2 glass shelves (top) 1 metal pull-out with buffered closing, 260 mm deep 1 drawer with buffered closing 260 mm deep	300	600	1280	M N A 8 8 6 1 5 M		
	Aluminium framed door can not be combined with handles 321, 324, 329, 338 and 339						
	medium-high unit 1 door 4 glass shelves	300	300	1280	M N A 8 1 3 0	7 L/R	
		300	400	1280	M N A 8 1 4 0	7 L/R	
	Variable in width: please quote the exact dimension of carcass depth.	150-299	300	1280	M V A 8 1 3 0	L/R	
		301-470	300	1280	M V A 8 1 3 0	T L/R	
		150-299	400	1280	M V A 8 1 4 0	L/R	
		301-470	400	1280	M V A 8 1 4 0	T L/R	

Please observe suitable accessories in the separate index.

Program 021 - model list

Depth indication corresponds to the carcass depth

Central units
top cover has to be ordered separately

	Depth in mm	Width in mm	Height in mm	Article number	Hinge	Surcharge high-gloss carcass
 <p>medium-high unit 2 doors 4 glass shelves</p> <p>Variable in width: please quote the exact dimension of carcass depth.</p>	300	600	1280	MNA81607		
	150-299	600	1280	MVA8160		
	301-470	600	1280	MVA8160T		
 <p>medium-high unit with inside drawers 1 door 2 inside metal-drawer with buffered closing 1 glass shelf</p>	300	300	1280	MNA8430	L/R	
	300	400	1280	MNA8440	L/R	
 <p>medium-high unit with inside drawers 2 doors 1 continuous glass shelf 2 continuously inside metal-drawer with buffered closing</p>	300	600	1280	MNA8460		
 <p>medium-high unit with laundry pull out 2 doors 1 glass shelf (top) 2 doors 1 laundry pull out with wire basket Volume of laundry pull out: 40 liters</p>	300	600	1280	MNA83601W		
 <p>medium-high unit 1 open shelf unit in carcass colour 1 fixed shelf central 2 wooden shelves 1 door 3 glass shelves</p> <p>III. = left</p>	300	500	1280	RMN815001	L/R	
 <p>medium-high unit 1 door in carcass colour 300 mm width 2 fixed wooden shelves in carcass colour</p>	150	400	1280	MOG814001	L/R	

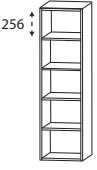
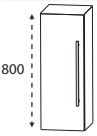
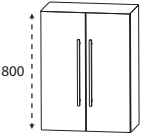
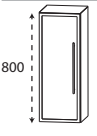
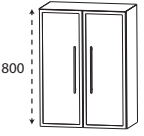
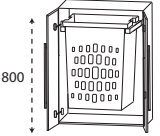
Please observe suitable accessories in the separate index.

Program 021 - model list

Depth indication corresponds to the carcass depth

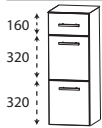

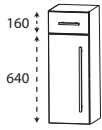
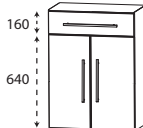
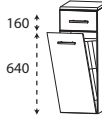
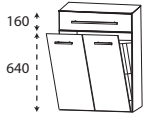
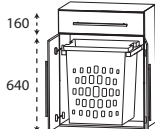
Central units

top cover has to be ordered separately

		Depth in mm	Width in mm	Height in mm	Article number		Hinge	Surcharge high-gloss carcass
	Shelf variable dimensions 4 fixed wooden shelves	150-300	150-600	1280	R V	8 1 V 0 1		
		301-470	150-600	1280	R V	8 1 V T 1		
<h2>Highboards</h2> <p>top cover has to be ordered separately</p>								
	Highboard 1 door 2 glass shelves Variable in width: please quote the exact dimension of carcass depth.	300	300	800	H B A 5 1 3 0		L/R	
		300	400	800	H B A 5 1 4 0		L/R	
		150-299	300	800	H B V A 5 1 3		L/R	
		301-470	300	800	H B V A 5 1 3	T	L/R	
		150-299	400	800	H B V A 5 1 4		L/R	
301-470	400	800	H B V A 5 1 4	T	L/R			
	Highboard 2 doors 2 glass shelves Variable in width: please quote the exact dimension of carcass depth.	300	600	800	H B A 5 1 6 0			
		150-299	600	800	H B V A 5 1 6			
301-470	600	800	H B V A 5 1 6	T				
	Highboard 1 aluminium framed door with satined glass 2 glass shelves Aluminium framed door can not be combined with handles 321, 324, 329, 338 and 339	300	300	800	H B A 5 1 3 1		L/R	
	Highboard 2 aluminium framed doors with satined glass 2 glass shelves Aluminium framed door can not be combined with handles 321, 324, 329, 338 and 339	300	600	800	H B A 5 1 6 1			
	Highboard with laundry pull out 2 doors 1 laundry pull out with wire basket Volume of laundry pull out: 40 liters	300	600	800	H B A 5 1 6 0 1 W			

Please observe suitable accessories in the separate index.

Program 021 - model list

Depth indication corresponds to the carcass depth		Depth in mm	Width in mm	Height in mm	Article number	Hinge	Surcharge high-gloss carcass
Highboards top cover has to be ordered separately							
	Highboard 1 drawer with buffered closing 260 mm deep 2 metal pull-outs with buffered closing 260 mm deep	300	300	800	H B A 5 6 3 0		
		300	400	800	H B A 5 6 4 0		
	Variable in width: please quote the exact dimension of carcass depth. from 340 mm depth drawers 300 mm deep	301-470	300	800	H B V A 5 6 3 0 1		
	from 390 mm depth drawers 350 mm deep	301-470	400	800	H B V A 5 6 4 0 1		
	Highboard 1 drawer with buffered closing 260 mm deep 2 metal pull-outs with buffered closing 260 mm deep	300	600	800	H B A 5 6 6 0		
	Variable in width: please quote the exact dimension of carcass depth. from 340 mm depth drawers 300 mm deep from 390 mm depth drawers 350 mm deep	301-470	600	800	H B V A 5 6 6 0 1		
	Highboard 1 drawer with buffered closing 260 mm deep 1 door 1 glass shelf	300	300	800	H B A 5 5 3 0	L/R	
		300	400	800	H B A 5 5 4 0	L/R	
	Variable in width: please quote the exact dimension of carcass depth. from 340 mm depth drawers 300 mm deep	301-470	300	800	H B V A 5 5 3	L/R	
	from 390 mm depth drawers 350 mm deep	301-470	400	800	H B V A 5 5 4	L/R	
	Highboard 1 drawer with buffered closing 260 mm deep 2 doors 1 glass shelf	300	600	800	H B A 5 5 6 0		
	Variable in width: please quote the exact dimension of carcass depth. from 340 mm depth drawers 300 mm deep from 390 mm depth drawers 350 mm deep	301-470	600	800	H B V A 5 5 6		
	Highboard with laundry basket 1 drawer with buffered closing 1 laundry basket with wire basket						
	Volume of laundry basket: 25 liters	300	300	800	H B A 5 5 3 0	W	
	Volume of laundry basket: 35 liters	300	400	800	H B A 5 5 4 0	W	
	Highboard with laundry basket 1 drawer with buffered closing 1 laundry basket with wire basket						
Volume of laundry basket: 55 liters	300	600	800	H B A 5 5 6 0	W		
	Highboard with laundry pull out 1 drawer with buffered closing 2 doors 1 laundry pull out with wire basket						
Volume of laundry pull out: 40 liters	300	600	800	H B A 5 5 6 0 1	W		

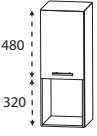
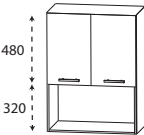
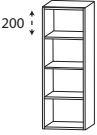
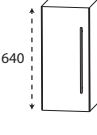
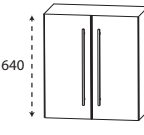
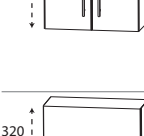
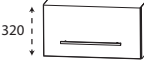
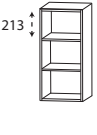
Please observe suitable accessories in the separate index.

Program 021 - model list

Depth indication corresponds to the carcass depth

Highboards

top cover has to be ordered separately

		Depth in mm	Width in mm	Height in mm	Article number	Hinge	Surcharge high-gloss carcass
	Highboard 1 door 1 glass shelf (top) 1 open compartment	300	300	800	HBA 5 2 3 0	L/R	
		300	400	800	HBA 5 2 4 0	L/R	
	Highboard 2 doors 1 glass shelf (top) 1 open compartment	300	600	800	HBA 5 2 6 0		
	Shelf variable dimensions 3 fixed wooden shelves	150-300 301-470	150-600 150-600	800 800	RV 5 1 V 0 1 RV 5 1 V T 1		
<h2>Wall units</h2> <p>top cover has to be ordered separately</p>							
	Wall unit 1 door 1 glass shelf Variable in width: please quote the exact dimension of carcass depth.	150	300	640	OGA 4 1 3 0	L/R	
		150	400	640	OGA 4 1 4 0	L/R	
		151-300 301-470	300 300	640 640	OVA 4 1 3 0 OVA 4 1 3 0	L/R T L/R	
		151-300 301-470	400 400	640 640	OVA 4 1 4 0 OVA 4 1 4 0	L/R T L/R	
		151-300 301-470	300 300	640 640	OVA 4 1 3 0 OVA 4 1 3 0	L/R T L/R	
	Wall unit 2 doors 1 glass shelf Variable in width: please quote the exact dimension of carcass depth.	150	600	640	OGA 4 1 6 0		
	Wall unit 1 flap door, Variable in width: please quote the exact dimension of carcass depth.	151-300 301-470	600 600	640 640	OVA 4 1 6 0 OVA 4 1 6 0	T	
	Wall unit 1 flap door,	230	600	320	OMA 2 1 6 0	K	
	Shelf variable dimensions 2 fixed wooden shelves	150-300 301-470	150-600 150-600	640 640	RV 4 1 V 0 1 RV 4 1 V T 1		

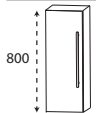
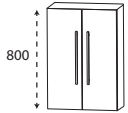
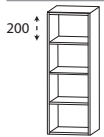

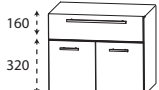

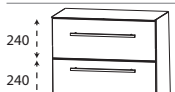

Please observe suitable accessories in the separate index.

Program 021 - model list

Depth indication corresponds to the carcass depth

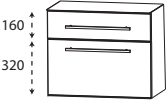


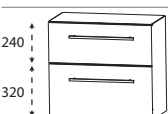
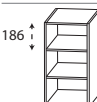
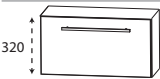

Wall units

top cover has to be ordered separately

		Depth in mm	Width in mm	Height in mm	Article number	Hinge	Surcharge high-gloss carcass
	Wall unit 1 door 2 glass shelves Variable in width: please quote the exact dimension of carcass depth.	150	300	800	O G A 5 1 3 0	1 L/R	
		150	400	800	O G A 5 1 4 0	1 L/R	
		151-300	300	800	O V A 5 1 3 0	0 1 L/R	
		301-470	300	800	O V A 5 1 3 0	T L/R	
		151-300	400	800	O V A 5 1 4 0	0 1 L/R	
		301-470	400	800	O V A 5 1 4 0	T L/R	
	Wall unit 2 doors 2 glass shelves Variable in width: please quote the exact dimension of carcass depth.	150	600	800	O G A 5 1 6 0	1	
		151-300	600	800	O V A 5 1 6 0	0 1	
		301-470	600	800	O V A 5 1 6 0	T	
	Shelf variable dimensions 3 fixed wooden shelves	150-300	150-600	800	R V 5 1 V 0 1		
		301-470	150-600	800	R V 5 1 V T 1		
<h2>Base units</h2> <p>top cover has to be ordered separately</p>							
	Base unit 1 drawer with buffered closing 1 door	300	300	480	U N A 3 2 3 0	L/R	
		300	400	480	U N A 3 2 4 0	L/R	
	Base unit 1 drawer with buffered closing 2 doors	300	600	480	U N A 3 2 6 0		
	Base unit 2 metal pull-outs with buffered closing	300	300	480	U N A 3 6 3 0	2 U	
		300	400	480	U N A 3 6 4 0	2 U	
	Base unit 2 metal pull-outs with buffered closing	300	600	480	U N A 3 6 6 0	2 U	
	Base unit 1 drawer with buffered closing 1 metal pull-out with buffered closing,	300	300	480	U N A 3 4 3 0		
		300	400	480	U N A 3 4 4 0		







Please observe suitable accessories in the separate index.

Program 021 - model list

Depth indication corresponds to the carcass depth		Depth in mm	Width in mm	Height in mm	Article number	Hinge	Surchar- ge high- gloss carcass
Base units top cover has to be ordered separately							
	Base unit 1 drawer with buffered closing 1 metal pull-out with buffered closing,	300	600	480	UNA 3 4 6 0		
	Shelf variable dimensions 1 fixed shelf	150-300 301-470	150-600 150-600	480 480	RV 3 1 V 0 1 RV 3 1 V T 1		
	Base unit 2 metal pull-outs with buffered closing	300 300	300 400	560 560	UNA 4 2 3 0 UNA 4 2 4 0		
	Base unit 2 metal pull-outs with buffered closing	300	600	560	UNA 4 2 6 0		
	Shelf variable dimensions 2 fixed wooden shelves	150-300 301-470	150-600 150-600	560 560	RV 4 2 V 0 1 RV 4 2 V T 1		
	Base unit 1 flap door,	230	600	320	UMA 2 1 6 0 K		
Side doublings							
	side doubling with ABS edge in carcass colour Price per item						
	for tall units	322	28	1600	SWA 1 6 3 2 2 8		
	for central units	322	28	1280	SWA 1 2 3 2 2 8		
	for highboards	322	28	800	SWA 8 0 3 2 2 8		
	for wall unit	172	28	800	SWA 8 0 1 7 2 8		
	for wall unit	172	28	640	SWA 6 4 1 7 2 8		
	for base units	322	28	480	SWA 4 8 3 2 2 8		
	for flap cabinets	252	28	320	SWA 3 2 2 5 2 8		
	side doubling variable Price per metre	172-492	28	480-1840	SWA 6 0 V 2 8		



Please observe suitable accessories in the separate index.

Program 021 - model list

Depth indication corresponds to the carcass depth		Depth in mm	Width in mm	Height in mm	Article number			Hinge	Surcharge high-gloss carcass
Counter tops									
	top cover with ABS edge in carcass colour								
thickness 28 mm									
	302 mm wide Standard depth	330	302	28	A P A 3 3 3 0 2 8				
	402 mm wide Standard depth	330	402	28	A P A 3 3 4 0 2 8				
	602 mm wide Standard depth	330	602	28	A P A 3 3 6 0 2 8				
	302 mm wide Standard depth Wall unit	180	302	28	A P A 1 8 3 0 2 8				
	402 mm wide Standard depth Wall unit	180	402	28	A P A 1 8 4 0 2 8				
	602 mm wide Standard depth Wall unit	180	602	28	A P A 1 8 6 0 2 8				
	602 mm wide Flap cabinet	260	602	28	A P A 2 6 6 0 2 8				
	Price per metre	145-495	300-2600	28	A P N 6 0 V 2 8				
	top cover with ABS edge in carcass colour								
thickness 16 mm									
	302 mm wide Standard depth	325	302	16	A P 3 2 3 0				
	402 mm wide Standard depth	325	402	16	A P 3 2 4 0				
	602 mm wide Standard depth	325	602	16	A P 3 2 6 0				
	302 mm wide Standard depth Wall unit	175	302	16	A P 1 7 3 0				
	402 mm wide Standard depth Wall unit	175	402	16	A P 1 7 4 0				
	602 mm wide Standard depth Wall unit	175	602	16	A P 1 7 6 0				
	602 mm wide Flap cabinet	255	602	16	A P 2 5 6 0				
	carcass material adjustable in depth und width	150-640	150-1400	16	K B M 6 4 V				
	Price per metre								
	top cover in oak solid								
thickness 40 mm in oak solid									
	302 mm wide Standard depth	325	302	40	A P M 3 2 3 0 4 0				
	402 mm wide Standard depth	325	402	40	A P M 3 2 4 0 4 0				
	602 mm wide Standard depth	325	602	40	A P M 3 2 6 0 4 0				
	top cover Qsolid Surface polished								
									
Delivery time: 7 weeks									
	306 mm wide Standard depth	325	306	12	A P S 3 0 1 2 P O				
	406 mm wide Standard depth	325	406	12	A P S 4 0 1 2 P O				
	606 mm wide Standard depth	325	606	12	A P S 6 0 1 2 P O				
	adjustable in depth und width	100-1000	100-2980	12	A P S 1 2 V P O				
	Price per sqm								
Base									
	Plinth with ABS edge variable in width in carcass colour	173-600	300-1800	150	S O C K E L 6 0 V				
	Please indicate measures for carcass, pedestal will be manufactured accordingly.								
	Price per metre								




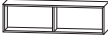


Please observe suitable accessories in the separate index.

Program 021 - model list

Depth indication corresponds to the carcass depth	Depth in mm	Width in mm	Height in mm	Article number		Hinge	Surcharge high-gloss carcass																																																																																								
Base																																																																																															
	Decor base incl. 4 feet for supplementary cabinets																																																																																														
adjustable in height (+ / - 5 mm) 1 decor panel optional with chrome edge or black edge: no. 129 chrome no. 144 black 4 decorative feet chrome or black: no. 101 chrome no. 043 black Units have to be extra wall-fixed, to avoid fall-overs																																																																																															
300 mm width	317	294	132	P Z	1 5 0 1 3 0																																																																																										
400 mm wide	317	394	132	P Z	1 5 0 1 4 0																																																																																										
600 mm wide	317	594	132	P Z	1 5 0 1 6 0																																																																																										
panels / carcass material																																																																																															
	carcass front panel in carcass colour																																																																																														
<table border="0"> <tr> <td>carcass front panel</td> <td>16</td> <td>100-300</td> <td>160</td> <td>B L</td> <td>1 6 V</td> <td></td> <td></td> </tr> <tr> <td>carcass front panel</td> <td>16</td> <td>100-300</td> <td>320</td> <td>B L</td> <td>3 2 V</td> <td></td> <td></td> </tr> <tr> <td>carcass front panel</td> <td>16</td> <td>100-300</td> <td>480</td> <td>B L</td> <td>4 8 V</td> <td></td> <td></td> </tr> <tr> <td>carcass front panel</td> <td>16</td> <td>100-300</td> <td>640</td> <td>B L</td> <td>6 4 V</td> <td></td> <td></td> </tr> <tr> <td>carcass front panel</td> <td>16</td> <td>100-300</td> <td>800</td> <td>B L</td> <td>8 0 V</td> <td></td> <td></td> </tr> <tr> <td>carcass front panel</td> <td>16</td> <td>100-300</td> <td>960</td> <td>B L</td> <td>9 6 V</td> <td></td> <td></td> </tr> <tr> <td>carcass front panel</td> <td>16</td> <td>100-300</td> <td>1120</td> <td>B L</td> <td>1 1 2 V</td> <td></td> <td></td> </tr> <tr> <td>carcass front panel</td> <td>16</td> <td>100-300</td> <td>1280</td> <td>B L</td> <td>1 2 8 V</td> <td></td> <td></td> </tr> <tr> <td>carcass front panel</td> <td>16</td> <td>100-300</td> <td>1440</td> <td>B L</td> <td>1 4 4 V</td> <td></td> <td></td> </tr> <tr> <td>carcass front panel</td> <td>16</td> <td>100-300</td> <td>1600</td> <td>B L</td> <td>1 6 0 V</td> <td></td> <td></td> </tr> <tr> <td>carcass material adjustable in depth und width Price per metre</td> <td>150-640</td> <td>150-1400</td> <td>16</td> <td>K B M</td> <td>6 4 V</td> <td></td> <td></td> </tr> </table>								carcass front panel	16	100-300	160	B L	1 6 V			carcass front panel	16	100-300	320	B L	3 2 V			carcass front panel	16	100-300	480	B L	4 8 V			carcass front panel	16	100-300	640	B L	6 4 V			carcass front panel	16	100-300	800	B L	8 0 V			carcass front panel	16	100-300	960	B L	9 6 V			carcass front panel	16	100-300	1120	B L	1 1 2 V			carcass front panel	16	100-300	1280	B L	1 2 8 V			carcass front panel	16	100-300	1440	B L	1 4 4 V			carcass front panel	16	100-300	1600	B L	1 6 0 V			carcass material adjustable in depth und width Price per metre	150-640	150-1400	16	K B M	6 4 V		
carcass front panel	16	100-300	160	B L	1 6 V																																																																																										
carcass front panel	16	100-300	320	B L	3 2 V																																																																																										
carcass front panel	16	100-300	480	B L	4 8 V																																																																																										
carcass front panel	16	100-300	640	B L	6 4 V																																																																																										
carcass front panel	16	100-300	800	B L	8 0 V																																																																																										
carcass front panel	16	100-300	960	B L	9 6 V																																																																																										
carcass front panel	16	100-300	1120	B L	1 1 2 V																																																																																										
carcass front panel	16	100-300	1280	B L	1 2 8 V																																																																																										
carcass front panel	16	100-300	1440	B L	1 4 4 V																																																																																										
carcass front panel	16	100-300	1600	B L	1 6 0 V																																																																																										
carcass material adjustable in depth und width Price per metre	150-640	150-1400	16	K B M	6 4 V																																																																																										
Thick edge																																																																																															
19 mm x 1 mm	1	1000-6000	19	K A N A B S	1 1 9																																																																																										
34 mm x 1 mm	1	1000-5000	34	K A N A B S	1 3 4																																																																																										
Price per metre																																																																																															



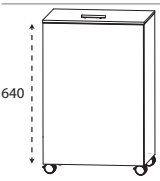
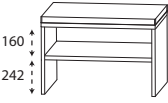
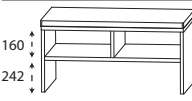
Please observe suitable accessories in the separate index.

Program 021 - model list

Depth indication corresponds to the carcass depth		Depth in mm	Width in mm	Height in mm	Article number	Hinge	Surcharge high-gloss carcass
Shelves							
 <p>additional glass shelves incl. glass shelf supports</p> <p>Indication of length and depth are applied to the unit's carcass</p>	150	300	5	F B G 1 5 3 0			
	150	400	5	F B G 1 5 4 0			
	150	600	5	F B G 1 5 6 0			
	300	300	5	F B G 3 0 3 0			
	300	400	5	F B G 3 0 4 0			
	300	600	5	F B G 3 0 6 0			
	150-470	300-600	5	F B G V			
 <p>additional glass shelves incl. shelf supports No. 114 alu</p> <p>Indication of length and depth are applied to the unit's carcass</p>	150	300	16	F B H 1 5 3 0			
	150	400	16	F B H 1 5 4 0			
	150	600	16	F B H 1 5 6 0			
	300	300	16	F B H 3 0 3 0			
	300	400	16	F B H 3 0 4 0			
	300	600	16	F B H 3 0 6 0			
	150-470	300-600	16	F B H V			
Shelves							
 <p>functional shelf Edges are cut with a mitre vertical and horizontal mounting possible</p> <p>please indicate colour version: no. 501 white matt lacquered no. 547 black matt lacquered</p>	150	300	160	R G L 1 1 3 0 0 1			
 <p>functional shelf Edges are cut with a mitre vertical and horizontal mounting possible</p> <p>please indicate colour version: no. 501 white matt lacquered no. 547 black matt lacquered</p>	150	600	160	R G L 1 1 6 0 0 2			
 <p>functional shelf Edges are cut with a mitre vertical and horizontal mounting possible</p> <p>please indicate colour version: no. 501 white matt lacquered no. 547 black matt lacquered</p>	150	900	160	R G L 1 1 9 0 0 3			
Trolleys							
 <p>Trolley 2 metal pull-outs with buffered closing, 1 top cover 490 mm deep 4 roles</p> <p>incl. height indication rolls (100 mm)</p>	470	600	436	R T A 2 5 6 A 1			
	470	900	436	R T A 2 5 9 A 1			

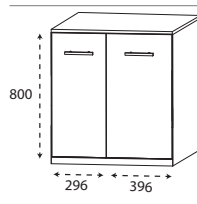

Please observe suitable accessories in the separate index.

Program 021 - model list

Depth indication corresponds to the carcass depth		Depth in mm	Width in mm	Height in mm	Article number		Hinge	Surcharge high-gloss carcass
Trolleys								
 <p>320</p>	Trolley 1 metal pull-out with buffered closing incl. drawer rail 1 top cover 490 mm deep 4 roles	470	600	436	R T A 2 7 6 A	1		
	incl. height indication rolls (100 mm)	470	900	436	R T A 2 7 9 A	1		
	cushion 1 seat cushion in imitation leather cream-white	450	580	50	S K I B A N K	6		
		450	880	50	S K I B A N K	9		
Laundryrolli								
 <p>640</p>	Laundryrolli 1 flap door, with buffered closing 1 take-out laundry-bag, washable 4 roles Colour version corresponds to the carcass colour incl. height indication rolls (100 mm)	470	470	756	W R S 4 0 4 7			
Benches								
 <p>160 242</p>	Bench 1 shelf 1 seat cushion in imitation leather Colour version corresponds to the carcass colour cushion in creamy-white	450	600	508	S E T B A N K 6 W			
	cushion in black	450	600	508	S E T B A N K 6 S			
 <p>160 242</p>	Bench 2 shelves 1 seat cushion in imitation leather Colour version corresponds to the carcass colour cushion in creamy-white	450	900	508	S E T B A N K 9 W			
	cushion in black	450	900	508	S E T B A N K 9 S			


Please observe suitable accessories in the separate index.

Program 021 - model list

Depth indication corresponds to the carcass depth	Depth in mm	Width in mm	Height in mm	Article number	Hinge	Surcharge high-gloss carcass	
<h2>Washing machine housing</h2>							
	<p>Washing machine housing 2 doors 1 removable front panel below 1 top cover 725 mm deep Door width: 300 mm / 400 mm</p>	700	700	886	WUBSCHRO2		
<p>Washing machine housing Description as above, though without doors and bar handles</p> <p>available in all carcass colours and following front colours: no. 111 white matt no. 121 anthracite hgl. no. 150 cardiff oak no. 151 Cuneo Chêne Marron no. 161 high-gloss white no. 164 stone grey matt no. 170 Halifax oak no. 171 Cuneo Eiche Natural no. 177 cosmos grey matt no. 180 Charleston oak Nr. 185 Natural oak no. 191 quarz grey matt no. 193 titanium grey matt no. 194 sand oak</p> <p>Important: Carbinet will be delivered disassembled</p>		700	700	886	WUBSCHRO1		
<h2>Glass shelves</h2>							
 <p>Glass shelf incl. metal holder</p> <p>400 mm wide incl. 2 metal brackets</p> <p>600 mm wide incl. 2 metal brackets</p> <p>700 mm wide incl. 2 metal brackets</p> <p>800 mm wide incl. 2 metal brackets</p> <p>900 mm wide incl. 3 metal brackets</p> <p>1000 mm wide incl. 3 metal brackets</p> <p>1200 mm wide incl. 3 metal brackets</p> <p>1400 mm wide incl. 4 metal brackets</p>		130	400	8	ABG134008		
		130	600	8	ABG136008		
		130	700	8	ABG137008		
		130	800	8	ABG138008		
		130	900	8	ABG139008		
		130	1000	8	ABG131008		
		130	1200	8	ABG131208		
		130	1400	8	ABG131408		

Please observe suitable accessories in the separate index.

Program 021 - model list

Depth indication corresponds to the carcass depth	Depth in mm	Width in mm	Height in mm	Article number	Hinge	Surcharge high-gloss carcass
Push-fit shelf						
						
Push-fit shelf with ABS thick edge all around incl. holders for push fit shelf						
200 mm wide incl. 2 push-fit holder	150	200	28	S B G 6 0 2 0		
300 mm wide incl. 2 push-fit holder	150	300	28	S B G 6 0 3 0		
400 mm wide incl. 2 push-fit holder	150	400	28	S B G 6 0 4 0		
500 mm wide incl. 2 push-fit holder	150	500	28	S B G 6 0 5 0		
600 mm wide incl. 2 push-fit holder	150	600	28	S B G 6 0 6 0		
700 mm wide incl. 3 push-fit holder	150	700	28	S B G 6 0 7 0		
750 mm wide incl. 3 push-fit holder	150	750	28	S B G 6 0 7 5		
800 mm wide incl. 3 push-fit holder	150	800	28	S B G 6 0 8 0		
900 mm wide incl. 3 push-fit holder	150	900	28	S B G 6 0 9 0		
1000 mm wide incl. 3 push-fit holder	150	1000	28	S B G 6 0 1 0		
1200 mm wide incl. 3 push-fit holder	150	1200	28	S B G 6 0 1 2		
1400 mm wide incl. 3 push-fit holder	150	1400	28	S B G 6 0 1 4		
1600 mm wide incl. 4 push-fit holder	150	1600	28	S B G 6 0 1 6		
Push-fit shelf variable dimensions, 200 - 2000 mm Price per metre incl. 2-4 push-fit holder	150	200-2000	28	S B G 6 0 V		

Please observe suitable accessories in the separate index.