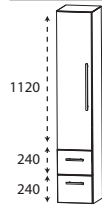
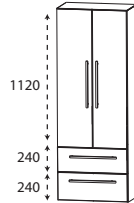
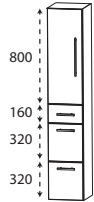
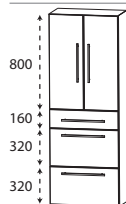
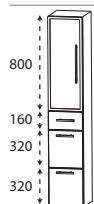
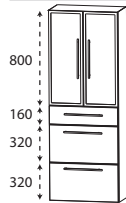


Program 021 - model list

Depth indication corresponds to the carcass depth

Tall units top cover has to be ordered separately

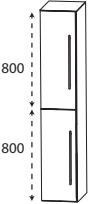
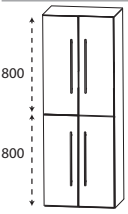
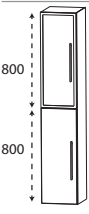
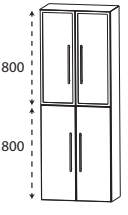
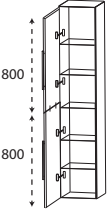
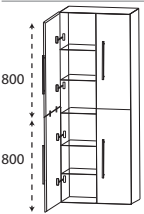
		Depth in mm	Width in mm	Height in mm	Article number	Hinge	Surchar- ge high- gloss carcass
	Tall unit 1 door 4 glass shelves 2 metal pull-outs with buffered closing 260 mm deep	300	300	1600	H N A 0 8 3 0	4 L/R	
		300	400	1600	H N A 0 8 4 0	4 L/R	
	Variable in width: please quote the exact dimension of carcass depth.	301-470	300	1600	H V A 0 8 3 0	4 L/R	
	from 340 mm depth drawers 300 mm deep from 390 mm depth drawers 350 mm deep	301-470	400	1600	H V A 0 8 4 0	4 L/R	
	Tall unit 2 doors 4 glass shelves 2 metal pull-outs with buffered closing 260 mm deep	300	600	1600	H N A 0 8 6 0	4	
	Variable in width: please quote the exact dimension of carcass depth. from 340 mm depth drawers 300 mm deep from 390 mm depth drawers 350 mm deep	301-470	600	1600	H V A 0 8 6 0	4	
	Tall unit 1 door 2 glass shelves (top) 1 drawer with buffered closing 260 mm deep 2 metal pull-outs with buffered closing 260 mm deep	300	300	1600	H N A 0 9 3 0	L/R	
		300	400	1600	H N A 0 9 4 0	L/R	
	Variable in width: please quote the exact dimension of carcass depth.	301-470	300	1600	H V A 0 9 3 0	L/R	
	from 340 mm depth drawers 300 mm deep from 390 mm depth drawers 350 mm deep	301-470	400	1600	H V A 0 9 4 0	L/R	
	Tall unit 2 doors 2 glass shelves (top) 1 drawer with buffered closing 260 mm deep 2 metal pull-outs with buffered closing 260 mm deep	300	600	1600	H N A 0 9 6 0		
	Variable in width: please quote the exact dimension of carcass depth. from 340 mm depth drawers 300 mm deep from 390 mm depth drawers 350 mm deep	301-470	600	1600	H V A 0 9 6 0		
	Tall unit 1 aluminium framed door with satined glass 2 glass shelves (top) 1 drawer with buffered closing 260 mm deep 2 metal pull-outs with buffered closing 260 mm deep	300	300	1600	H N A 0 9 3 1	5 M L/R	
	Tall unit 2 aluminium framed doors with satined glass 2 glass shelves (top) 1 drawer with buffered closing 260 mm deep 2 metal pull-outs with buffered closing 260 mm deep	300	600	1600	H N A 0 9 6 1	5 M	

Please observe suitable accessories in the separate index.

Program 021 - model list

Depth indication corresponds to the carcass depth

Tall units
top cover has to be ordered separately

		Depth in mm	Width in mm	Height in mm	Article number	Hinge	Surcharge high-gloss carcass
 <p>Tall unit 2 doors 2 glass shelves (top) 2 adjustable shelves (bottom)</p> <p>Variable in width: please quote the exact dimension of carcass depth.</p>	300	300	1600	H N A 0 3 3 0	L/R		
	300	400	1600	H N A 0 3 4 0	L/R		
	150-299	300	1600	H V A 0 3 3 0	L/R		
	301-470	300	1600	H V A 0 3 3 0	T	L/R	
	150-299	400	1600	H V A 0 3 4 0	L/R		
	301-470	400	1600	H V A 0 3 4 0	T	L/R	
 <p>Tall unit 4 doors 2 glass shelves (top) 2 adjustable shelves (bottom)</p> <p>Variable in width: please quote the exact dimension of carcass depth.</p>	300	600	1600	H N A 0 3 6 0			
	150-299	600	1600	H V A 0 3 6 0			
301-470	600	1600	H V A 0 3 6 0	T			
 <p>Tall unit 1 aluminium framed door with satined glass 1 door 2 glass shelves (top) 2 adjustable shelves (bottom)</p>	300	300	1600	H N A 0 3 3 1	5	L/R	
 <p>Tall unit 2 aluminium framed doors with satined glass 2 doors 2 glass shelves (top) 2 adjustable shelves (bottom)</p>	300	600	1600	H N A 0 3 6 1	5		
 <p>Tall unit for brooms 2 strapped doors 5 glass shelves</p> <p>Variable in width: please quote the exact dimension of carcass depth.</p>	300	300	1600	H N A 0 3 3 0 1 1	L/R		
	300	400	1600	H N A 0 3 4 0 1 1	L/R		
	301-470	300	1600	H V A 0 3 3 0 1 1	L/R		
	301-470	400	1600	H V A 0 3 4 0 1 1	L/R		
 <p>Tall unit for brooms 2 strapped doors left 2 strapped doors right 5 continuously glass shelves</p> <p>Variable in width: please quote the exact dimension of carcass depth.</p>	300	600	1600	H N A 0 3 6 0 1 1			
	301-470	600	1600	H V A 0 3 6 0 1 1			

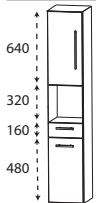
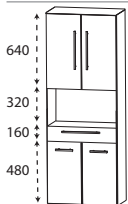
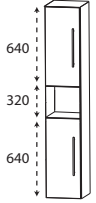
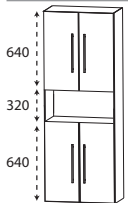
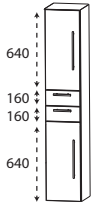
Please observe suitable accessories in the separate index.

Program 021 - model list

Depth indication corresponds to the carcass depth

Tall units

top cover has to be ordered separately

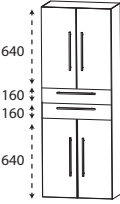

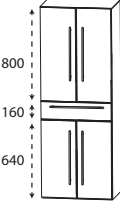
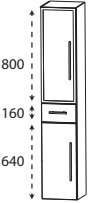
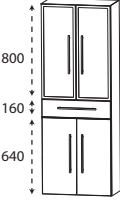
	Depth in mm	Width in mm	Height in mm	Article number	Hinge	Surcharge high-gloss carcass		
 <p>640 320 160 480</p>	300	300	1600	HNA023001	L/R			
	300	400	1600	HNA024001	L/R			
	Variable in width: please quote the exact dimension of carcass depth.			301-470	300	1600	HVA023001	L/R
				301-470	400	1600	HVA024001	L/R
 <p>640 320 160 480</p>	300	600	1600	HNA026001				
	Variable in width: please quote the exact dimension of carcass depth. from 340 mm depth drawers 300 mm deep from 390 mm depth drawers 350 mm deep			301-470	600	1600	HVA026001	
 <p>640 320 640</p>	300	300	1600	HNA023002	L/R			
	300	400	1600	HNA024002	L/R			
	Variable in width: please quote the exact dimension of carcass depth.			150-299	300	1600	HVA023002	L/R
				301-470	300	1600	HVA0230T2	L/R
				150-299	400	1600	HVA024002	L/R
			301-470	400	1600	HVA0240T2	L/R	
 <p>640 320 640</p>	300	600	1600	HNA026002				
	Variable in width: please quote the exact dimension of carcass depth.			150-299	600	1600	HVA026002	
				301-470	600	1600	HVA0260T2	
 <p>640 160 160 640</p>	300	300	1600	HNA043001	L/R			
	300	400	1600	HNA044001	L/R			
	Variable in width: please quote the exact dimension of carcass depth.			301-470	300	1600	HVA043001	L/R
				301-470	400	1600	HVA044001	L/R

Please observe suitable accessories in the separate index.

Program 021 - model list

Depth indication corresponds to the carcass depth

Tall units top cover has to be ordered separately

	Depth in mm	Width in mm	Height in mm	Article number	Hinge	Surcharge high-gloss carcass
 <p>Tall unit 2 doors 1 glass shelf (top) 2 metal pull-outs with buffered closing, 260 mm deep 2 doors 1 glass shelf</p> <p>Variable in width: please quote the exact dimension of carcass depth. from 340 mm depth drawers 300 mm deep from 390 mm depth drawers 350 mm deep</p>	300	600	1600	HNA046001		
	301-470	600	1600	HVA046001		
 <p>Tall unit 1 door 2 glass shelves (top) 1 drawer with buffered closing 260 mm deep 1 door 1 glass shelf</p> <p>Variable in width: please quote the exact dimension of carcass depth. from 340 mm depth drawers 300 mm deep from 390 mm depth drawers 350 mm deep</p>	300	300	1600	HNA0530	L/R	
	300	400	1600	HNA0540	L/R	
	301-470	300	1600	HVA0530	L/R	
	301-470	400	1600	HVA0540	L/R	
 <p>Tall unit 2 doors 2 glass shelves (top) 1 drawer with buffered closing 260 mm deep 2 doors 1 glass shelf</p> <p>Variable in width: please quote the exact dimension of carcass depth. from 340 mm depth drawers 300 mm deep from 390 mm depth drawers 350 mm deep</p>	300	600	1600	HNA0560		
	301-470	600	1600	HVA0560		
 <p>Tall unit 1 aluminium framed door with satined glass 2 glass shelves (top) 1 drawer with buffered closing 260 mm deep 1 door 1 glass shelf</p>	300	300	1600	HNA0531	L/R	
 <p>Tall unit 2 aluminium framed doors with satined glass 2 glass shelves (top) 1 drawer with buffered closing 260 mm deep 2 doors 1 glass shelf</p>	300	600	1600	HNA0561		

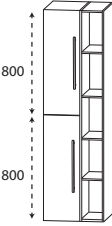
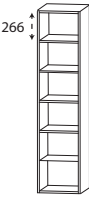
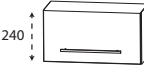
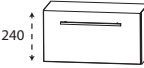
Please observe suitable accessories in the separate index.

Program 021 - model list

Depth indication corresponds to the carcass depth		Depth in mm	Width in mm	Height in mm	Article number	Hinge	Surcharge high-gloss carcass
Tall units top cover has to be ordered separately							
	Tall unit with laundry basket 1 door 2 glass shelves 1 drawer with buffered closing 260 mm deep 1 laundry basket with wire basket Volume of laundry basket: 25 liters Volume of laundry basket: 35 liters	300	300	1600	HNA0530	W L/R	
		300	400	1600	HNA0540	W L/R	
	Variable in width: please note the exact dimension of carcass depth. from 340 mm depth drawers 300 mm deep from 390 mm depth drawers 350 mm deep The laundry basket remains unchanged	301-470	300	1600	HVA0530	W L/R	
		301-470	400	1600	HVA0540	W L/R	
	Tall unit with laundry basket 2 doors 2 glass shelves 1 drawer with buffered closing 260 mm deep 1 laundry basket with wire basket Volume of laundry basket: 55 liters	300	600	1600	HNA0560	W	
	Variable in width: please note the exact dimension of carcass depth. from 340 mm depth drawers 300 mm deep from 390 mm depth drawers 350 mm deep The laundry basket remains unchanged	301-470	600	1600	HVA0560	W	
	Tall unit with laundry basket 1 aluminium framed door with satined glass 2 glass shelves 1 drawer with buffered closing 260 mm deep 1 laundry basket with wire basket Volume of laundry basket: 25 liters	300	300	1600	HNA0531	W L/R	
	Tall unit with laundry basket 2 aluminium framed doors with satined glass 2 glass shelves 1 drawer with buffered closing 260 mm deep 1 laundry basket with wire basket Volume of laundry basket: 55 liters	300	600	1600	HNA0561	W	
	Tall unit with laundry pull out 2 doors 2 glass shelves (top) 1 drawer with buffered closing 2 doors 1 laundry pull out with wire basket Volume of laundry pull out: 40 liters	300	600	1600	HNA05601W		

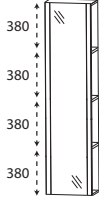
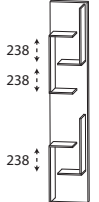
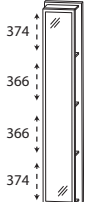
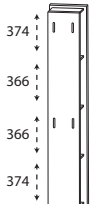
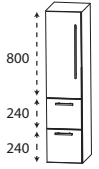
Please observe suitable accessories in the separate index.

Program 021 - model list

Depth indication corresponds to the carcass depth		Depth in mm	Width in mm	Height in mm	Article number		Hinge	Surcharge high-gloss carcass
Tall units top cover has to be ordered separately								
 <p>800 800</p> <p>Ill. = left</p>	Tall unit 1 open shelf unit in carcass colour 2 fixed wooden shelves 2 wooden shelves 2 doors 4 glass shelves	300	500	1600	R	H N 0 3 5 0 0 1	L/R	
	 <p>266</p>	Shelf variable dimensions 5 fixed wooden shelves	150-300 301-470	150-600 150-600	1600 1600	R V R V	1 0 1 V 0 1 1 0 1 V T 1	
Tall units-additional elements only combined with 1 wall- or base unit								
 <p>240</p>	Wall unit 1 flap door, additional cabinet above the tall unit	300 300 300	300 400 600	240 240 240	O N A O N A O N A	2 1 3 0 2 1 4 0 2 1 6 0	K K K	
	By using as additional element please order mounting accessories with art.-no. 504 6820 18 as well (foc)							
	 <p>240</p>	Base unit 1 drawer with buffered closing additional cabinet below the tall unit	300 300 300	300 400 600	240 240 240	U N A U N A U N A	1 1 3 0 1 1 4 0 1 1 6 0	2 2 2
By using as additional element please order mounting accessories with art.-no. 504 6820 18 as well (foc)								

Please observe suitable accessories in the separate index.

Program 021 - model list

Depth indication corresponds to the carcass depth		Depth in mm	Width in mm	Height in mm	Article number	Hinge	Surcharge high-gloss carcass
Tall unit-shelf							
	Tall unit-shelf 1 door with mirror surface 3 fixed wooden shelves in carcass colour	150	400	1600	H O G 1 0 4 0 0 1	L/R	
III. = left							
	Tall unit-shelf with open shelf space in carcass colour	150	300	1600	R G 1 0 3 0 0 1		
	Tall unit-shelf with mirror surface 4 shelves compartments in carcass colour	150	300	1600	R G 1 0 3 0 0 2		
	Tall unit-shelf 4 functional hooks 4 shelves compartments in carcass colour	150	300	1600	R G 1 0 3 0 0 3		
Central units top cover has to be ordered separately							
	medium-high unit 1 door 2 glass shelves (top) 2 metal pull-outs with buffered closing 260 mm deep Variable in width: please quote the exact dimension of carcass depth. from 340 mm depth drawers 300 mm deep from 390 mm depth drawers 350 mm deep	300	300	1280	M N A 8 7 3 0	4 L/R	
		300	400	1280	M N A 8 7 4 0	4 L/R	
		301-470	300	1280	M V A 8 7 3 0	4 L/R	
		301-470	400	1280	M V A 8 7 4 0	4 L/R	

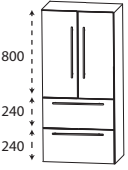
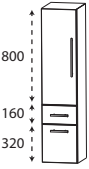
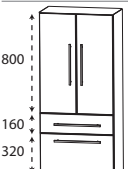
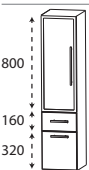
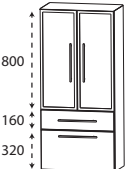
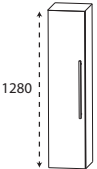
Please observe suitable accessories in the separate index.

Program 021 - model list

Depth indication corresponds to the carcass depth

Central units

top cover has to be ordered separately

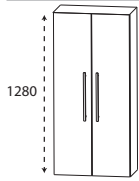
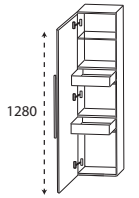
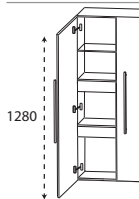
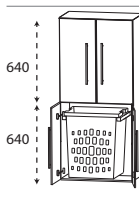
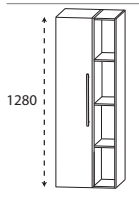
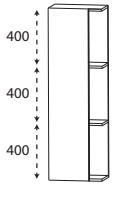
	Depth in mm	Width in mm	Height in mm	Article number	Hinge	Surcharge high-gloss carcass
 <p>800 240 240</p>	300	600	1280	M N A 8 7 6 0 4		
	301-470	600	1280	M V A 8 7 6 0 4		
 <p>800 160 320</p>	300	300	1280	M N A 8 8 3 0	L/R	
	300	400	1280	M N A 8 8 4 0	L/R	
	301-470	300	1280	M V A 8 8 3 0	L/R	
	301-470	400	1280	M V A 8 8 4 0	L/R	
 <p>800 160 320</p>	300	600	1280	M N A 8 8 6 0		
	301-470	600	1280	M V A 8 8 6 0		
 <p>800 160 320</p>	300	300	1280	M N A 8 8 3 1 5 M	L/R	
 <p>800 160 320</p>	300	600	1280	M N A 8 8 6 1 5 M		
 <p>1280</p>	300	300	1280	M N A 8 1 3 0	7 L/R	
	300	400	1280	M N A 8 1 4 0	7 L/R	
	150-299	300	1280	M V A 8 1 3 0	L/R	
	301-470	300	1280	M V A 8 1 3 0	T L/R	
	150-299	400	1280	M V A 8 1 4 0	L/R	
	301-470	400	1280	M V A 8 1 4 0	T L/R	

Please observe suitable accessories in the separate index.

Program 021 - model list

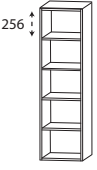
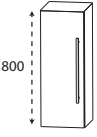
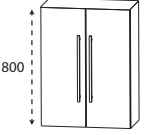
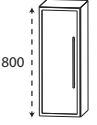
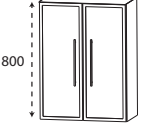
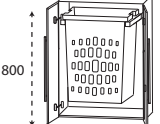
Depth indication corresponds to the carcass depth

Central units
top cover has to be ordered separately

	Depth in mm	Width in mm	Height in mm	Article number	Hinge	Surcharge high-gloss carcass
 <p>medium-high unit 2 doors 4 glass shelves</p> <p>Variable in width: please quote the exact dimension of carcass depth.</p>	300	600	1280	MNA81607		
	150-299	600	1280	MVA8160		
	301-470	600	1280	MVA8160T		
 <p>medium-high unit with inside drawers 1 door 2 inside metal-drawer with buffered closing 1 glass shelf</p>	300	300	1280	MNA8430	L/R	
	300	400	1280	MNA8440	L/R	
 <p>medium-high unit with inside drawers 2 doors 1 continuous glass shelf 2 continuously inside metal-drawer with buffered closing</p>	300	600	1280	MNA8460		
 <p>medium-high unit with laundry pull out 2 doors 1 glass shelf (top) 2 doors 1 laundry pull out with wire basket Volume of laundry pull out: 40 liters</p>	300	600	1280	MNA83601W		
 <p>medium-high unit 1 open shelf unit in carcass colour 1 fixed shelf central 2 wooden shelves 1 door 3 glass shelves</p> <p>III. = left</p>	300	500	1280	RMN815001	L/R	
 <p>medium-high unit 1 door 300 mm wide 2 fixed wooden shelves in carcass colour</p>	150	400	1280	MOG814001	L/R	

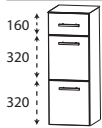

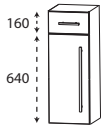
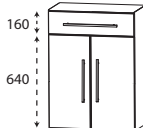
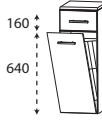
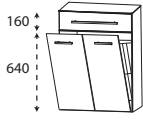
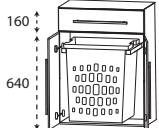
Please observe suitable accessories in the separate index.

Program 021 - model list

Depth indication corresponds to the carcass depth		Depth in mm	Width in mm	Height in mm	Article number		Hinge	Surcharge high-gloss carcass
Central units top cover has to be ordered separately								
 <p>256</p>	Shelf variable dimensions 4 fixed wooden shelves	150-300	150-600	1280	R V	8 1 V 0 1		
		301-470	150-600	1280	R V	8 1 V T 1		
Highboards top cover has to be ordered separately								
 <p>800</p>	Highboard 1 door 2 glass shelves Variable in width: please quote the exact dimension of carcass depth.	300	300	800	H B A 5 1 3 0		L/R	
		300	400	800	H B A 5 1 4 0		L/R	
		150-299	300	800	H B V A 5 1 3		L/R	
		301-470	300	800	H B V A 5 1 3	T	L/R	
		150-299	400	800	H B V A 5 1 4		L/R	
		301-470	400	800	H B V A 5 1 4	T	L/R	
 <p>800</p>	Highboard 2 doors 2 glass shelves Variable in width: please quote the exact dimension of carcass depth.	300	600	800	H B A 5 1 6 0			
		150-299	600	800	H B V A 5 1 6			
301-470	600	800	H B V A 5 1 6	T				
 <p>800</p>	Highboard 1 aluminium framed door with satined glass 2 glass shelves	300	300	800	H B A 5 1 3 1		L/R	
 <p>800</p>	Highboard 2 aluminium framed doors with satined glass 2 glass shelves	300	600	800	H B A 5 1 6 1			
 <p>800</p>	Highboard with laundry pull out 2 doors 1 laundry pull out with wire basket Volume of laundry pull out: 40 liters	300	600	800	H B A 5 1 6 0 1 W			

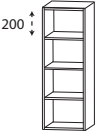
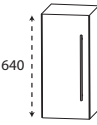
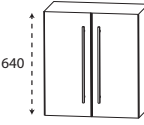
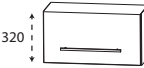
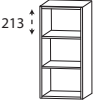
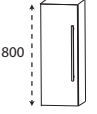
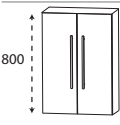
Please observe suitable accessories in the separate index.

Program 021 - model list

Depth indication corresponds to the carcass depth		Depth in mm	Width in mm	Height in mm	Article number	Hinge	Surcharge high-gloss carcass
Highboards top cover has to be ordered separately							
	Highboard 1 drawer with buffered closing 260 mm deep 2 metal pull-outs with buffered closing 260 mm deep	300	300	800	H B A 5 6 3 0		
		300	400	800	H B A 5 6 4 0		
	Variable in width: please quote the exact dimension of carcass depth. from 340 mm depth drawers 300 mm deep	301-470	300	800	H B V A 5 6 3 0 1		
	from 390 mm depth drawers 350 mm deep	301-470	400	800	H B V A 5 6 4 0 1		
	Highboard 1 drawer with buffered closing 260 mm deep 2 metal pull-outs with buffered closing 260 mm deep	300	600	800	H B A 5 6 6 0		
	Variable in width: please quote the exact dimension of carcass depth. from 340 mm depth drawers 300 mm deep from 390 mm depth drawers 350 mm deep	301-470	600	800	H B V A 5 6 6 0 1		
	Highboard 1 drawer with buffered closing 260 mm deep 1 door 1 glass shelf	300	300	800	H B A 5 5 3 0	L/R	
		300	400	800	H B A 5 5 4 0	L/R	
	Variable in width: please quote the exact dimension of carcass depth. from 340 mm depth drawers 300 mm deep	301-470	300	800	H B V A 5 5 3	L/R	
	from 390 mm depth drawers 350 mm deep	301-470	400	800	H B V A 5 5 4	L/R	
	Highboard 1 drawer with buffered closing 260 mm deep 2 doors 1 glass shelf	300	600	800	H B A 5 5 6 0		
	Variable in width: please quote the exact dimension of carcass depth. from 340 mm depth drawers 300 mm deep from 390 mm depth drawers 350 mm deep	301-470	600	800	H B V A 5 5 6		
	Highboard with laundry basket 1 drawer with buffered closing 1 laundry basket with wire basket						
	Volume of laundry basket: 25 liters	300	300	800	H B A 5 5 3 0	W	
	Volume of laundry basket: 35 liters	300	400	800	H B A 5 5 4 0	W	
	Highboard with laundry basket 1 drawer with buffered closing 1 laundry basket with wire basket						
Volume of laundry basket: 55 liters	300	600	800	H B A 5 5 6 0	W		
	Highboard with laundry pull out 1 drawer with buffered closing 2 doors 1 laundry pull out with wire basket						
Volume of laundry pull out: 40 liters	300	600	800	H B A 5 5 6 0 1	W		

Please observe suitable accessories in the separate index.

Program 021 - model list

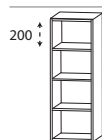
Depth indication corresponds to the carcass depth		Depth in mm	Width in mm	Height in mm	Article number		Hinge	Surcharge high-gloss carcass
Highboards								
top cover has to be ordered separately								
	Shelf variable dimensions 3 fixed wooden shelves	150-300	150-600	800	R V	5 1 V 0 1		
		301-470	150-600	800	R V	5 1 V T 1		
Wall units								
top cover has to be ordered separately								
	Wall unit 1 door 1 glass shelf Variable in width: please quote the exact dimension of carcass depth.	150	300	640	O G A	4 1 3 0	L/R	
		150	400	640	O G A	4 1 4 0	L/R	
		151-300	300	640	O V A	4 1 3 0	L/R	
		301-470	300	640	O V A	4 1 3 0	T L/R	
		151-300	400	640	O V A	4 1 4 0	L/R	
301-470	400	640	O V A	4 1 4 0	T L/R			
	Wall unit 2 doors 1 glass shelf Variable in width: please quote the exact dimension of carcass depth.	150	600	640	O G A	4 1 6 0		
		151-300	600	640	O V A	4 1 6 0	L/R	
301-470	600	640	O V A	4 1 6 0	T			
	Wall unit 1 flap door,	230	600	320	O M A	2 1 6 0	K	
	Shelf variable dimensions 2 fixed wooden shelves	150-300	150-600	640	R V	4 1 V 0 1		
		301-470	150-600	640	R V	4 1 V T 1		
	Wall unit 1 door 2 glass shelves Variable in width: please quote the exact dimension of carcass depth.	150	300	800	O G A	5 1 3 0	1 L/R	
		150	400	800	O G A	5 1 4 0	1 L/R	
		151-300	300	800	O V A	5 1 3 0	0 1 L/R	
		301-470	300	800	O V A	5 1 3 0	T L/R	
		151-300	400	800	O V A	5 1 4 0	0 1 L/R	
301-470	400	800	O V A	5 1 4 0	T L/R			
	Wall unit 2 doors 2 glass shelves Variable in width: please quote the exact dimension of carcass depth.	150	600	800	O G A	5 1 6 0	1	
		151-300	600	800	O V A	5 1 6 0	0 1 L/R	
301-470	600	800	O V A	5 1 6 0	T			

Please observe suitable accessories in the separate index.

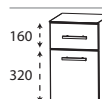
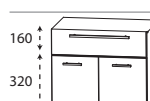

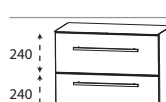
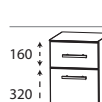
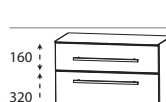
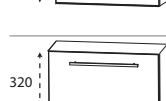
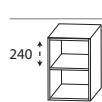
Program 021 - model list

Depth indication corresponds to the carcass depth

Wall units top cover has to be ordered separately




	Depth in mm	Width in mm	Height in mm	Article number		Hinge	Surcharge high-gloss carcass
 <p>Shelf variable dimensions 3 fixed wooden shelves</p>	150-300	150-600	800	R V	5 1 V 0 1		
	301-470	150-600	800	R V	5 1 V T 1		

Base units top cover has to be ordered separately

 <p>Base unit 1 drawer with buffered closing 1 door</p>	300	300	480	U N A 3 2 3 0		L/R	
	300	400	480	U N A 3 2 4 0		L/R	
 <p>Base unit 1 drawer with buffered closing 2 doors</p>	300	600	480	U N A 3 2 6 0			
 <p>Base unit 2 metal pull-outs with buffered closing</p>	300	300	480	U N A 3 6 3 0 2 U			
	300	400	480	U N A 3 6 4 0 2 U			
 <p>Base unit 2 metal pull-outs with buffered closing</p>	300	600	480	U N A 3 6 6 0 2 U			
 <p>Base unit 1 drawer with buffered closing 1 metal pull-out with buffered closing,</p>	300	300	480	U N A 3 4 3 0			
	300	400	480	U N A 3 4 4 0			
 <p>Base unit 1 drawer with buffered closing 1 metal pull-out with buffered closing,</p>	300	600	480	U N A 3 4 6 0			
 <p>Base unit 1 flap door,</p>	230	600	320	U M A 2 1 6 0	K		
 <p>Shelf variable dimensions 1 fixed shelf</p>	150-300	150-600	480	R V	3 1 V 0 1		
	301-470	150-600	480	R V	3 1 V T 1		




Please observe suitable accessories in the separate index.

Program 021 - model list

Depth indication corresponds to the carcass depth		Depth in mm	Width in mm	Height in mm	Article number	Hinge	Surchar- ge high- gloss carcass
Side doublings							
	side doubling with ABS edge in carcass colour Price per item						
	for tall units	322	28	1600	SWA 1 6 3 2 2 8		
	for central units	322	28	1280	SWA 1 2 3 2 2 8		
	for highboards	322	28	800	SWA 8 0 3 2 2 8		
	for wall unit	172	28	800	SWA 8 0 1 7 2 8		
	for wall unit	172	28	640	SWA 6 4 1 7 2 8		
	for base units	322	28	480	SWA 4 8 3 2 2 8		
	for flap cabinets	252	28	320	SWA 3 2 2 5 2 8		
	side doubling variable Price per metre	172-492	28	480-1840	SWA 6 0 V 2 8		
Counter tops							
	top cover with ABS edge in carcass colour						
thickness 28 mm							
	302 mm width Standard depth	330	302	28	APA 3 3 3 0 2 8		
	402 mm width Standard depth	330	402	28	APA 3 3 4 0 2 8		
	602 mm width Standard depth	330	602	28	APA 3 3 6 0 2 8		
	302 mm width Standard depth Wall unit	180	302	28	APA 1 8 3 0 2 8		
	402 mm width Standard depth Wall unit	180	402	28	APA 1 8 4 0 2 8		
	602 mm width Standard depth Wall unit	180	602	28	APA 1 8 6 0 2 8		
	602 mm width Flap cabinet	260	602	28	APA 2 6 6 0 2 8		
	top cover variable Price per metre	145-495	300-2600	28	APN 6 0 V 2 8		
	top cover with ABS edge in carcass colour						
thickness 16 mm							
	302 mm width Standard depth	325	302	16	AP 3 2 3 0		
	402 mm width Standard depth	325	402	16	AP 3 2 4 0		
	602 mm width Standard depth	325	602	16	AP 3 2 6 0		
	302 mm width Standard depth Wall unit	180	302	16	AP 1 8 3 0		
	402 mm width Standard depth Wall unit	180	402	16	AP 1 8 4 0		
	602 mm width Standard depth Wall unit	180	602	16	AP 1 8 6 0		
	602 mm width Flap cabinet	260	602	16	AP 2 6 6 0		
	carcass material adjustable in depth und width Price per metre	150-640	150-1400	16	KBM 6 4 V		



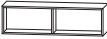

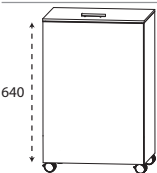
Please observe suitable accessories in the separate index.

Program 021 - model list

Depth indication corresponds to the carcass depth		Depth in mm	Width in mm	Height in mm	Article number		Hinge	Surcharge high-gloss carcass
Counter tops								
	top cover Qsolid Surface polished							
Delivery time: 7 weeks	306 mm width Standard depth	325	306	12	A P S 3 0 1 2 P O			
	406 mm width Standard depth	325	406	12	A P S 4 0 1 2 P O			
	606 mm width Standard depth	325	606	12	A P S 6 0 1 2 P O			
	adjustable in depth und width	100-1000	100-2980	12	A P S 1 2 V P O			
	Price per sqm							
panels / carcass material								
	carcass front panel in carcass colour							
	carcass front panel	16	100-300	160	B L 1 6 V			
	carcass front panel	16	100-300	320	B L 3 2 V			
	carcass front panel	16	100-300	480	B L 4 8 V			
	carcass front panel	16	100-300	640	B L 6 4 V			
	carcass front panel	16	100-300	800	B L 8 0 V			
	carcass front panel	16	100-300	960	B L 9 6 V			
	carcass front panel	16	100-300	1120	B L 1 1 2 V			
	carcass front panel	16	100-300	1280	B L 1 2 8 V			
	carcass front panel	16	100-300	1440	B L 1 4 4 V			
	carcass front panel	16	100-300	1600	B L 1 6 0 V			
	carcass material adjustable in depth und width	150-640	150-1400	16	K B M 6 4 V			
	Price per metre							
	Thick edge							
	19 mm x 1 mm	1	1000-6000	19	K A N A B S 1 1 9			
	34 mm x 1 mm	1	1000-5000	34	K A N A B S 1 3 4			
	Price per metre							
Shelves								
	additional glass shelves incl. glass shelf supports							
	Indication of lenght and depth are applied to the unit's carcass							
		150	300	5	F B G 1 5 3 0			
		150	400	5	F B G 1 5 4 0			
		150	600	5	F B G 1 5 6 0			
		300	300	5	F B G 3 0 3 0			
		300	400	5	F B G 3 0 4 0			
		300	600	5	F B G 3 0 6 0			
		150-300	300-600	5	F B G V			






Please observe suitable accessories in the separate index.

Program 021 - model list

Depth indication corresponds to the carcass depth		Depth in mm	Width in mm	Height in mm	Article number	Hinge	Surcharge high-gloss carcass
Shelves							
 <p>additional glass shelves incl. shelf supports No. 114 alu</p> <p>Indication of length and depth are applied to the unit's carcass</p>	150	300	16	FBH 1 5 3 0			
	150	400	16	FBH 1 5 4 0			
	150	600	16	FBH 1 5 6 0			
	300	300	16	FBH 3 0 3 0			
	300	400	16	FBH 3 0 4 0			
	300	600	16	FBH 3 0 6 0			
	150-300	300-600	16	FBH V			
Shelves							
 <p>functional shelf Edges are cut with a mitre vertical and horizontal mounting possible</p> <p>please indicate colour version: no. 501 white matt lacquered no. 547 black matt lacquered</p>	150	300	160	RGL 1 1 3 0 0 1			
 <p>functional shelf Edges are cut with a mitre vertical and horizontal mounting possible</p> <p>please indicate colour version: no. 501 white matt lacquered no. 547 black matt lacquered</p>	150	600	160	RGL 1 1 6 0 0 2			
 <p>functional shelf Edges are cut with a mitre vertical and horizontal mounting possible</p> <p>please indicate colour version: no. 501 white matt lacquered no. 547 black matt lacquered</p>	150	900	160	RGL 1 1 9 0 0 3			
Laundryrolli							
 <p>Laundryrolli 1 flap door, with buffered closing 1 take-out laundry-bag, washable 4 roles Colour version corresponds to the carcass colour</p> <p>incl. height indication rolls (100 mm)</p>	470	470	756	WRS 4 0 4 7			

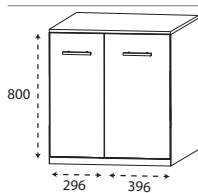

Please observe suitable accessories in the separate index.

Program 021 - model list

Depth indication corresponds to the carcass depth		Depth in mm	Width in mm	Height in mm	Article number		Hinge	Surcharge high-gloss carcass
Trolleys								
 <p>160 160</p>	Trolley 2 metal pull-outs with buffered closing, 1 top cover 490 mm deep 4 roles	470	600	436	RTA 2 5 6 A	1		
	incl. height indication rolls (100 mm)	470	900	436	RTA 2 5 9 A	1		
 <p>320</p>	Trolley 1 metal pull-out with buffered closing incl. drawer rail 1 top cover 490 mm deep 4 roles	470	600	436	RTA 2 7 6 A	1		
	incl. height indication rolls (100 mm)	470	900	436	RTA 2 7 9 A	1		
	cushion 1 seat cushion in imitation leather cream-white	450	580	50	SKIBANK	6		
		450	880	50	SKIBANK	9		
Benches								
 <p>160 242</p>	Bench 1 shelf 1 seat cushion in imitation leather cream-white	450	600	508	SETBANK	6		
	Colour version corresponds to the carcass colour							
 <p>160 242</p>	Bench 2 shelves 1 seat cushion in imitation leather cream-white	450	900	508	SETBANK	9		
	Colour version corresponds to the carcass colour							


Please observe suitable accessories in the separate index.

Program 021 - model list

Depth indication corresponds to the carcass depth	Depth in mm	Width in mm	Height in mm	Article number	Hinge	Surcharge high-gloss carcass
<p>Washing machine housing 2 doors 1 removable front panel below 1 top cover 725 mm deep Door width: 300 mm / 400 mm</p>  <p>Washing machine housing Description as above, though without doors and bar handles</p> <p>available in all carcass colours and following front colours: no. 111 white matt no. 121 anthracite hgl. no. 150 cardiff oak no. 161 high-gloss white no. 164 stone grey matt no. 170 Halifax oak no. 177 cosmos grey matt no. 180 Charleston oak Nr. 185 Natural oak no. 186 truffle oak no. 191 quarz grey matt no. 192 elm no. 193 titanum grey matt no. 194 sand oak</p> <p>Important: Carbinet will be delivered disassembled</p>	700	700	886	WUBSCHRO2		
	700	700	886	WUBSCHRO1		
<p>Glass shelves</p>  <p>Glass shelf incl. metal holder</p> <p>400 mm wide incl. 2 metal brackets</p> <p>600 mm wide incl. 2 metal brackets</p> <p>700 mm wide incl. 2 metal brackets</p> <p>800 mm wide incl. 2 metal brackets</p> <p>900 mm wide incl. 3 metal brackets</p> <p>1000 mm wide incl. 3 metal brackets</p> <p>1200 mm wide incl. 3 metal brackets</p> <p>1400 mm wide incl. 4 metal brackets</p>						
	130	400	8	ABG134008		
	130	600	8	ABG136008		
	130	700	8	ABG137008		
	130	800	8	ABG138008		
	130	900	8	ABG139008		
	130	1000	8	ABG131008		
	130	1200	8	ABG131208		
	130	1400	8	ABG131408		

Please observe suitable accessories in the separate index.

Program 021 - model list

Depth indication corresponds to the carcass depth	Depth in mm	Width in mm	Height in mm	Article number	Hinge	Surcharge high-gloss carcass
Push-fit shelf						
 Push-fit shelf with ABS thick edge all around incl. holders for push fit shelf						
200 mm wide incl. 2 push-fit holder	150	200	28	S B G 6 0 2 0		
300 mm wide incl. 2 push-fit holder	150	300	28	S B G 6 0 3 0		
400 mm wide incl. 2 push-fit holder	150	400	28	S B G 6 0 4 0		
600 mm wide incl. 2 push-fit holder	150	600	28	S B G 6 0 6 0		
700 mm wide incl. 3 push-fit holder	150	700	28	S B G 6 0 7 0		
750 mm wide incl. 3 push-fit holder	150	750	28	S B G 6 0 7 5		
800 mm wide incl. 3 push-fit holder	150	800	28	S B G 6 0 8 0		
900 mm wide incl. 3 push-fit holder	150	900	28	S B G 6 0 9 0		
1000 mm wide incl. 3 push-fit holder	150	1000	28	S B G 6 0 1 0		
1200 mm wide incl. 3 push-fit holder	150	1200	28	S B G 6 0 1 2		
1400 mm wide incl. 3 push-fit holder	150	1400	28	S B G 6 0 1 4		
1600 mm wide incl. 4 push-fit holder	150	1600	28	S B G 6 0 1 6		
Push-fit shelf variable dimensions, 200 - 2000 mm price per piece incl. 2-4 push-fit holder	150	200-2000	28	S B G 6 0 V		

Please observe suitable accessories in the separate index.